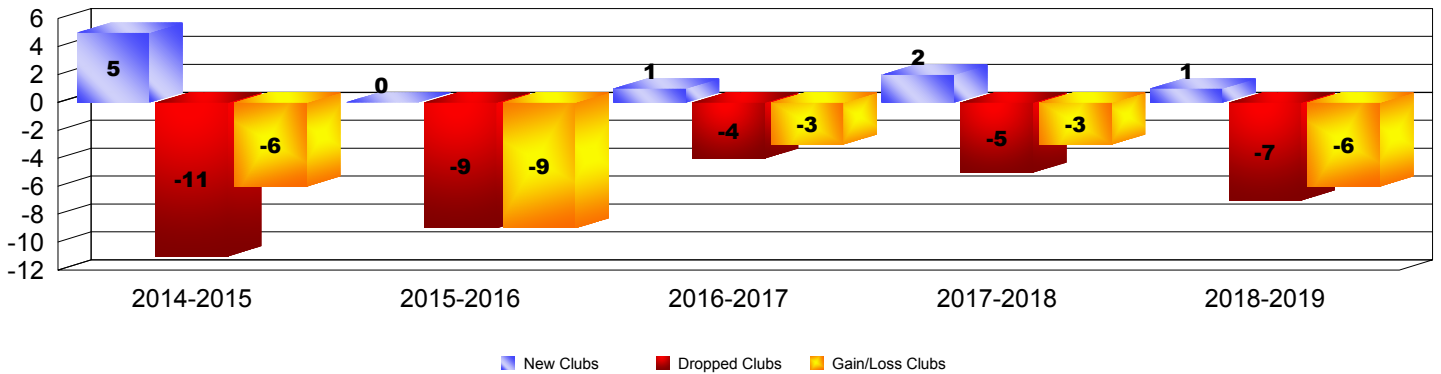
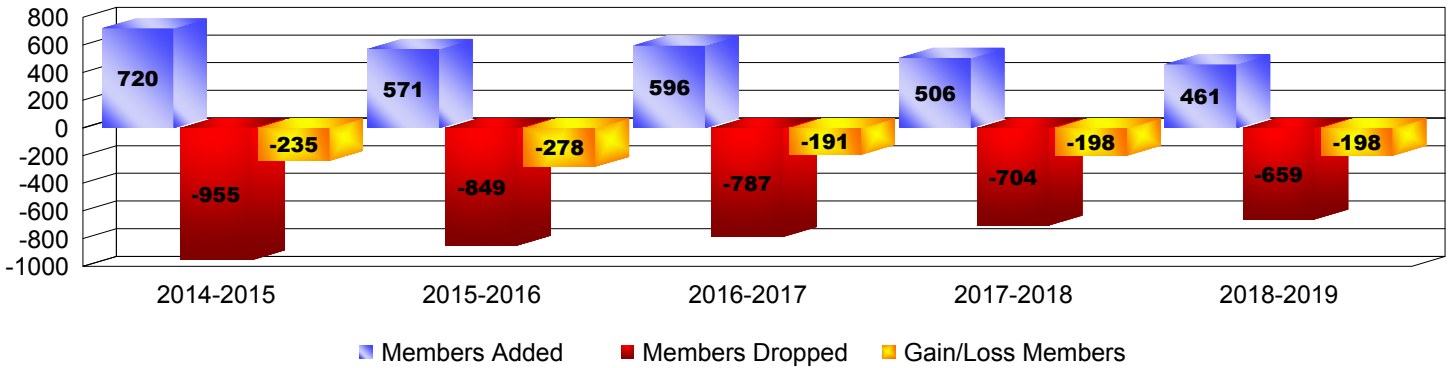


Year	New Clubs	Dropped Clubs	Gain/Loss Clubs	New Members	Charter Members	Reinstate Members	Transfer Members	Total Member Added	Total Members Dropped	Gain/Loss Members
2014-2015	5	-11	-6	513	145	22	40	720	-955	-235
2015-2016	0	-9	-9	489	7	32	43	571	-849	-278
2016-2017	1	-4	-3	505	36	28	27	596	-787	-191
2017-2018	2	-5	-3	410	52	25	19	506	-704	-198
2018-2019	1	-7	-6	383	32	16	30	461	-659	-198
Average	2	-7	-5	460	54	25	32	571	-791	-220

Clubs




Members



Membership Composition

June 2019 Cumulative



Gender Comparison

June 2019 Cumulative

